



# Srta. Martinez

ESPAÑOL 1 Y 3



Hello everyone!

I've missed you and I hope that you are all well and taking care of each other. I've never experienced something like the COVID-19 pandemic before, so please know that you are not alone in feeling scared and anxious. We are all dealing with this, but we will pull through together, stronger than ever. We may be quarantined, but we can still connect with each other and not be completely isolated. Hang in there and do the best you can in these difficult times. Reach out for help if you need it and lend a helping hand to others if you can! Check-in on your loved ones and make sure you are taking care of yourself as well!

### Weekly Lessons

During this distance learning, we all need to be as flexible as possible. We are not in school 8-3 every day and it is unrealistic to expect you to be online or in front of a computer for so many hours. Therefore, I've designed weekly, independent assignments for you to do. They will be posted on Monday morning and due on Friday evening. We will ease our way into this new reality of distance learning, so please be patient and flexible.

If you need further explanation or need to reach me, please email me at [martineza@luhsd.net](mailto:martineza@luhsd.net). I will be checking this email frequently throughout the day. You can also reach me via Remind.



# APRIL

S	M	T	W	T	F	S
			1	2	3	4
			5	6	7	8
12	13	14	15	16	17	18
19	20	21	22	23	24	25
26	27	28	29	30		




## PRACTICE

Your homework over break was to complete the [Chapter 5 AVSR + Mas Vocabulario](#) on the back. I want to make sure you get credit for that. Please scan or take a picture of your completed work and either email it to me or send via Remind.



## SPEAKING



- Use the QR code to open the Grid for Spanish 3 or go to <https://flipgrid.com/martinez1207>.
- Log into Flipgrid using your school Microsoft email (StudentID#@luhsd.net).
- Click on the green + button and read the prompt.
- Record your video and submit.



## REVIEW

Log into your [Quizlet](#) account. Review, **study** and **play** the following [Quizlet](#) sets:

- 1) *El subjuntivo*
- 2) *El subjuntivo + oraciones*
- 3) *Capítulo 5: AVSR*

I will check your progress online. Do as much as you can. Listen and pronounce the vocabulary repeatedly. Learn the vocabulary! I will send, via Remind, 2-3 opportunities to join-in on an optional Quizlet Live game!

## CREATIVITY

Proyecto:

*Una obra de arte, la cuarentena, y yo*

Since we are all at home, let's have some fun while reviewing some of the art styles and paintings we learned about during 1st semester!! Use slides #3-#6 to learn the details of the project.

Please use the QR code to submit your picture or [Click Here](#), or you can use Remind.








# Una obra de arte, la cuarentena, y yo

Idea original de Pepa Botella y la cuenta de [@tussenkunstenquarantine](https://www.instagram.com/tussenkunstenquarantine) en Instagram.


We are all practicing social distancing, but that doesn't mean we can't have some fun! The following slides contain various famous and notable works of art throughout the world. People all over the world have taken to social media to recreate some of these paintings, from the comfort of their own home, during this quarantine. Some paintings include people, other include animals, nature and/or objects. The title of the project is *"One work of art, the quarantine, and I"*. Your job is to:

- 1) Look at the examples on slides #5, #6 and #7.
- 2) Go to slide #8 and choose one of the museums.
- 3) Research the museum and find an *appropriate (no violence or nudity)* painting that you would like to recreate.
- 4) Make sure the painter is from a Spanish-speaking country.
- 5) Recreate the painting by yourself or your family. Have fun with it!
- 6) Take a picture of it and then do a side-by-side comparison.
- 7) Don't forget to include the name of the painter and the title of it, along with which museum it is from.














Museo del Prado

Museo Nacional de Arte

Museo Thyssen-Bornemisza

Antiguo Colegio de San  
Ildefonso

Museo Reino Sofia

Museo Dolores Olmedo

Real Academia de Bellas Artes  
de San Fernando

The Museum of Modern  
Art

Museo Picasso



Nombre  
Clase/Hora  
Semana #1



### TÍTULO

- ***El caballero de la mano en el pecho, 1580***

### PINTOR/A

- **El Greco**

### MUSEO


- **Museo del Prado**

The last page will always have a checklist to remind you what you need to turn in and/or do.

## Semana #1

del 6 al 10 de abril

- ☐ Read the entire PDF document & communicate with me as soon as possible (via email or Remind), if you have any questions.
- ☐ Scan/send pictures/ upload video/PDF of you Chapter 5 AVSR (both sides). Email me or send via Remind.
- ☐ Use QR code to log into Flipgrid and take a video answering the questions on the prompt. I'd love to see you, but if you prefer an emoji to cover up, that's ok too.
- ☐ Log into your Quizlet account and study and play the specific sets mentioned. Make sure you are logged in to track your progress. I will have a couple **OPTIONAL** Quizlet Live games throughout the week!
- ☐ Choose a museum link, find a Spanish-speaking painter and choose an appropriate painting to recreate. You can do it by yourself or have the people in your home join you! Have fun and be creative! Take the picture, do a side-by-side comparison with the original and put it on a document, then add the information. Use QR code to send painting or email it to me.



I would really, really appreciate it if you are going to email me the painting instead of uploading it to the folder, could you PLEASE just send one email with the 2 attachments (Chapter 5 AVSR & your painting recreation).

